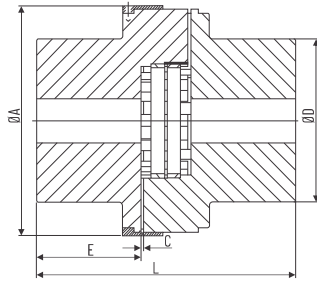



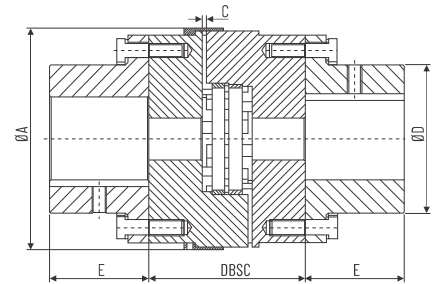



UTL UH / UHS COUPLINGS

UTL FLEXIBLE COUPLINGS



FROM SIZE UH 3067 TO SIZE UH 3667



FROM SIZE UHS 3067 TO SIZE UHS 7069

FEATURES

- Individual free-floating load cushions held in place by outside steel collar.
- Easy to assemble & disassemble.
- Cushion easily inspected at all times.

DIMENSIONS & TECHNICAL DATA (UH)


Size	Rated Torque Nm	kW. at 100 rpm	Max. Speed rpm	Min Bore	Max. Bore	ØA	ØD	E	C	L	Wt in. Kg approx. in Pilot Bore	Moment of inertial (kg.m ²)
3067	5307	55.9	2200	60	105	262	180	121	3	295	58	On request UTL will provide data.
3567	7124	74.6	2000	60	115	288	197	127	3	314	73	
3667	9903	104	1800	70	130	313	222	143	3	353	105	



DIMENSIONS & TECHNICAL DATA (UHS)

Size	Rated Torque Nm	kW. at 100 rpm	Max. Speed rpm	DBSE	Bore		Out side Diameter ØA	Length Thru Bore E	Adaptor Diameter ØD	Wt in. Kg approx. in Pilot Bore	Moment of inertial (kg.m ²)	
					Min	Max						
3067	3507	55.9	2200	140, 180	45	100	266	80	167	On request UTL will provide data.	On request UTL will provide data. According to spacer length.	
3567	7124	74.6	2000		50	107	293	90	183			
3667	9903	104	1800	180, 250	55	125	317	100	209			
4067	14228	149	1700		65	140	349	110	231			
4567	19195	201	1500		70	165	400	120	288			
5069	22822	239	1450		90	175	412	135	298			
6069	33518	351	1300		100	210	461	150	360			
7069	46982	492	1100		250	100	240	524	170			425

- All dimensions are in mm
- Rating based on S.F. = 1
- Maintain gap C = 3 mm for UHS 3067 to UHS 4567 dn6 mm. for higher size at the time of assembly.



• For temperature range of elastomers please see on page no. 37 - coupling selection



Riddhi Engineering Company
www.couplings-mounts.com
sales@riddhiengineeringco.com
 +91 74900 32784